


HTF FILTER NOZZLE ON INTERMEDIATE PLATE

1


Insert the Nozzle into the hole from the top side of the plate and block it



*Check holes in the plate!
Make sure the hole is suitable for the Nozzle's thread*

2


Screw the lower nozzle by hand from the bottom and keep the upper nozzle blocked



*Check plate thickness!
Make sure the thread will be long enough*

3

Torque setting 20.0 Nm
Screwing speed less than 200 rpm



*Check the assembly!
The Nozzle will not have to move and have to join perfectly with the plate*

SUGGESTED DEVICES

CHTT TORQUE SCREWDRIVER
CHTC TORQUE SCREWDRIVER



CHTT



CHTC